




Circle




Diamond




Cindy Circle



Debbie Diamond



Daniel



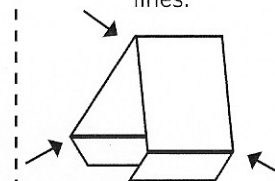
Leo



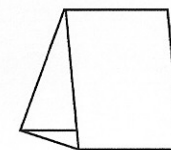
**Step 1:**  
Cut on the dotted lines.



**Step 2:**  
Fold on the solid lines.



**Step 3:**  
Tape or glue bottom flaps.



**Step 4:**  
Play, pretend and have fun!

**SHAPELS**

For Use with Curriculum Guide Booklet

© Evelyn C. North. All Rights Reserved.