
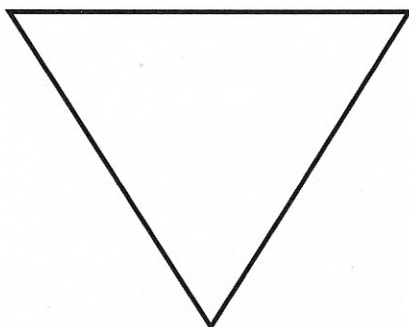



Oval




Triangle




Rectangle




Square




Otto Oval




Tommy Triangle



Ricky Rectangle



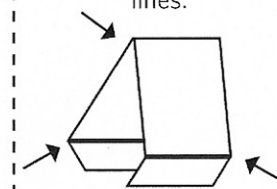
Suzy Square



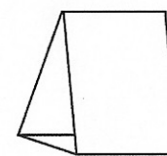
Step 1:
Cut on the dotted lines.



Step 2:
Fold on the solid lines.



Step 3:
Tape or glue bottom flaps.



Step 4:
Play, pretend and have fun!